

MarketGrader Developed Markets (ex-Australia) Health Care Index

The MarketGrader Developed Markets (ex-Australia) Health Care Index consists of 50 of the most fundamentally sound companies in the Health Care sector that are domiciled in any Developed Market globally except for Australia. Constituents are selected based on MarketGrader's Score, which rewards companies with strong growth characteristics and sound fundamental indicators of quality, without overpaying for their shares. The Index's objective is to give investors access to the best compounders of growth in one of the world's most dynamic and fastest growing sectors, which we believe stands to benefit significantly from the growth of emerging economies as well as rapidly ageing populations all around the world.

Index Rules

Investable Universe

All companies in the Health Care sector that are domiciled and listed in any Eligible Developed Market. All companies must have a minimum market capitalization of USD 500 million and a minimum three-month average daily trading volume of USD 2 million.

Eligible Developed Market Countries

Austria	Luxembourg
Belgium	Netherlands
Canada	New Zealand
Denmark	Norway
Finland	Portugal
France	Singapore
Germany	Spain
Hong Kong SAR	Sweden
Ireland	Switzerland
Israel	Taiwan
Italy	United Kingdom
Japan	United States
Korea	

Selection Methodology

MarketGrader (MG) calculates daily 24 fundamental indicators for every company in its Coverage Universe across four categories: Growth, Value, Profitability and Cash Flow. These 24 indicators are aggregated into a final MG Score that ranges from zero (0) to one hundred (100). On the Index's rebalance selection date, MG selects the companies in the underlying Investable Universe with the 100 highest MG Scores, provided that at least 60 are domiciled in the United States. MG then selects, from the 100 companies with the highest MG Score, the 50 largest companies based on total market capitalization.

Index Selection, Reconstitution and Rebalance Dates

The Index is reconstituted and rebalanced after the close of trading on U.S. exchanges on the third Friday of March and September. The Index constituents are selected on the Tuesday of the previous week, or ten (10) calendar days prior to the reconstitution and rebalance date.

Constituent Weighting Methodology

All Index constituents are equally weighted at each semi-annual reconstitution and rebalance.

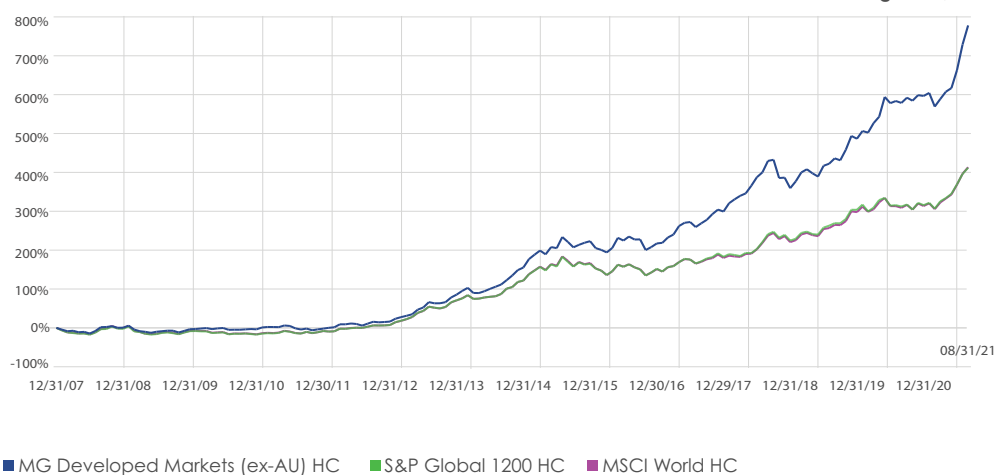
Index Calculation Agent

Refinitiv Indices.

Performance

Cumulative Total Return, Jan. 2008 - Aug. 2021

All data as of August 31, 2021



Calendar Year Returns (%)

	MG DM (ex-Aus) HC	S&P Global 1200 HC	MSCI World HC
2021*	26.0	23.2	24.1
2020	18.8	3.0	3.9
2019	27.7	24.4	24.1
2018	15.0	14.8	14.5
2017	25.9	12.1	11.5
2016	-1.8	-4.8	-5.9
2015	26.6	19.5	20.5
2014	37.5	29.5	29.8
2013	59.8	59.6	59.1
2012	18.5	16.4	16.9
2011	1.8	11.3	10.2
2010	-0.3	-9.6	-9.6
2009	-4.0	-6.1	-7.2
2008	0.5	-2.6	-0.6

Annualized Returns (%)

	MG DM (ex-Aus) HC	S&P Global 1200 HC	MSCI World HC
3-Years	18.4	14.5	15.0
5 -Years	21.8	14.9	15.0
Since 12/31/07	17.2	12.7	12.7

Cumulative Returns (%)

	MG DM (ex-Aus) HC	S&P Global 1200 HC	MSCI World HC
3-Years	66.0	50.1	52.2
5 -Years	168.0	100.4	100.7
Since 12/31/07	778.0	412.0	413.3

Standard Deviation (%)

	MG DM (ex-Aus) HC	S&P Global 1200 HC	MSCI World HC
3-Years	12.9	10.9	10.9
5 -Years	12.1	10.8	10.7
Since 12/31/07	13.1	12.9	12.8

Sharpe Ratio

	MG DM (ex-Aus) HC	S&P Global 1200 HC	MSCI World HC
3-Years	1.42	1.33	1.38
5 -Years	1.80	1.38	1.40
Since 12/31/07	1.32	0.98	0.99

All values in AUD. *YTD Values as of 08/31/21. Sources: FactSet, MarketGrader.com

Frequency: Monthly. Sources: FactSet, MarketGrader.com

Sources: FactSet, MarketGrader.com

* The MarketGrader Developed Markets (ex-Australia) Health Care Index was first published on August 6, 2020. Backtested performance information is purely hypothetical and is solely for informational purposes. Backtested performance does not represent actual performance, and should not be interpreted as an indication of actual performance. Past performance is not indicative of future results. "Standard & Poor's", "S&P" are registered trademarks of Standard & Poor's Financial Services LLC. MSCI brands and product names are the trademarks, service marks, or registered trademarks of MSCI or its subsidiaries in the United States and other jurisdictions. MarketGrader.com © 2021.

MarketGrader Developed Markets (ex-Australia) Health Care Index

Index composition data as of August 31, 2021. All currency values in AUD.

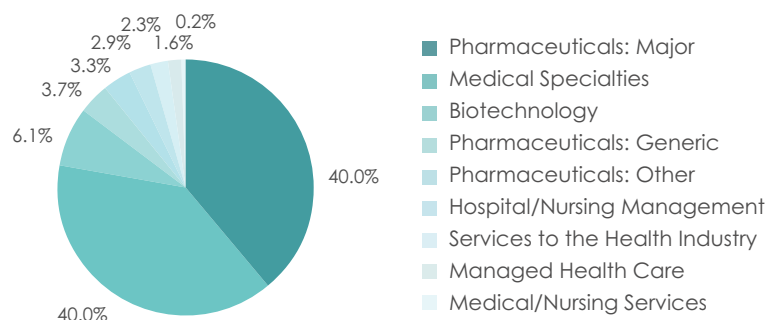
Index Bio

Average Market Cap (in millions)	AUD 91,313
Median Market Cap (in millions)	AUD 41,971
Average 3 Mo. Dollar Volume (in millions)	AUD 276
Average 3 Mo. Trading Volume	2,155,406
Last Rebalance Date	3/22/21
Companies Replaced	20
Biggest Industry Increase	Medical Specialties
Biggest Industry Decrease	Biotechnology

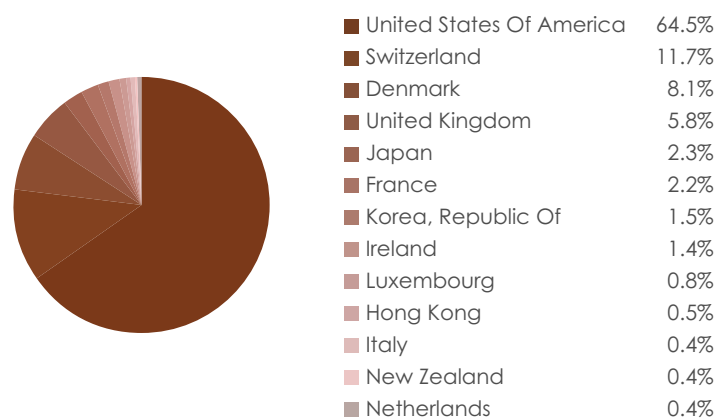
Fundamental Attributes

	Median
Trailing P/E Ratio	32.6
Forward P/E Ratio	28.5
Earnings Yield	3.2%
Price/Book Ratio	7.0
Revenue Change - 3 Years	42.8%
Operating Income Change - 3 Years	92.1%
Operating Margin	25.5%
Earnings per Share (EPS) 3-Year Growth	27.5%
Long-Term Debt to Capital	28.9%
Return on Equity	24.7%
Dividend Yield	0.24%

Industry Breakdown



Country Breakdown



Top 20 Stocks by Fundamentals

Ticker	Name	Grade
HOLX	Hologic, Inc.	● 89.5
REGN	Regeneron Pharmaceuticals, Inc.	● 89.5
PKI	PerkinElmer, Inc.	● 87.8
LH	Laboratory Corporation of Ameri-	● 86.5
DGX	Quest Diagnostics Incorporated	● 83.9
TMO	Thermo Fisher Scientific Inc.	● 82.4
FPH.NZ	Fisher & Paykel Healthcare Corpo-	● 80.5
ERF.FR	Eurofins Scientific Societe Europ-	● 80.5
1093.HK	CSPC Pharmaceutical Group	● 79.4
BIO	Bio-Rad Laboratories, Inc. Class A	● 77.7
ABT	Abbott Laboratories	● 77.2
WST	West Pharmaceutical Services, Inc.	● 76.7
QGEN	QIAGEN NV	● 76.5
DHR	Danaher Corporation	● 75.7
4519.JP	Chugai Pharmaceutical Co., Ltd.	● 73.8
COO	Cooper Companies, Inc.	● 73.5
DIM.FR	Sartorius Stedim Biotech SA	● 73.2
WAT	Waters Corporation	● 72.9
VRTX	Vertex Pharmaceuticals Incorpo-	● 71.9
SGEN	Seagen, Inc.	● 71.3

Most Selections Since Inception

Ticker	Name	Times
NOVO.B.DK	Novo Nordisk A/S Class B	28
WAT	Waters Corporation	23
RMD	ResMed Inc.	18
ALXN	Alexion Pharmaceuticals, Inc.	18
LLY	Eli Lilly and Company	17
REGN	Regeneron Pharmaceuticals,	16
BDX	Becton, Dickinson and Company	14
ALGN	Align Technology, Inc.	13
IDXX	IDEXX Laboratories, Inc.	12
HUM	Humana Inc.	12
ZTS	Zoetis, Inc. Class A	12
DIM.FR	Sartorius Stedim Biotech SA	11
LH	Laboratory Corporation of Ameri-	11
4519.JP	Chugai Pharmaceutical Co., Ltd.	11
COO	Cooper Companies, Inc.	11
4528.JP	ONO Pharmaceutical Co., Ltd.	10
1093.HK	CSPC Pharmaceutical Group	10
ABBV	AbbVie, Inc.	10
REC.IT	Recordati Industria Chimica e	10
TMO	Thermo Fisher Scientific Inc.	9