

MarketGrader Developed Markets (ex-Australia) Health Care Index

The MarketGrader Developed Markets (ex-Australia) Health Care Index consists of 50 of the most fundamentally sound companies in the Health Care sector that are domiciled in any Developed Market globally except for Australia. Constituents are selected based on MarketGrader's Score, which rewards companies with strong growth characteristics and sound fundamental indicators of quality, without overpaying for their shares. The Index's objective is to give investors access to the best compounders of growth in one of the world's most dynamic and fastest growing sectors, which we believe stands to benefit significantly from the growth of emerging economies as well as rapidly ageing populations all around the world.

Index Rules

Investable Universe

All companies in the Health Care sector that are domiciled and listed in any Eligible Developed Market. All companies must have a minimum market capitalization of USD 500 million and a minimum three-month average daily trading volume of USD 2 million.

Eligible Developed Market Countries

Austria	Luxembourg
Belgium	Netherlands
Canada	New Zealand
Denmark	Norway
Finland	Portugal
France	Singapore
Germany	Spain
Hong Kong SAR	Sweden
Ireland	Switzerland
Israel	Taiwan
Italy	United Kingdom
Japan	United States
Korea	

Selection Methodology

MarketGrader (MG) calculates daily 24 fundamental indicators for every company in its Coverage Universe across four categories: Growth, Value, Profitability and Cash Flow. These 24 indicators are aggregated into a final MG Score that ranges from zero (0) to one hundred (100). On the Index's rebalance selection date, MG selects the companies in the underlying Investable Universe with the 100 highest MG Scores, provided that at least 60 are domiciled in the United States. MG then selects, from the 100 companies with the highest MG Score, the 50 largest companies based on total market capitalization.

Index Selection, Reconstitution and Rebalance Dates

The Index is reconstituted and rebalanced after the close of trading on U.S. exchanges on the third Friday of March and September. The Index constituents are selected on the Tuesday of the previous week, or ten (10) calendar days prior to the reconstitution and rebalance date.

Constituent Weighting Methodology

All Index constituents are equally weighted at each semi-annual reconstitution and rebalance.

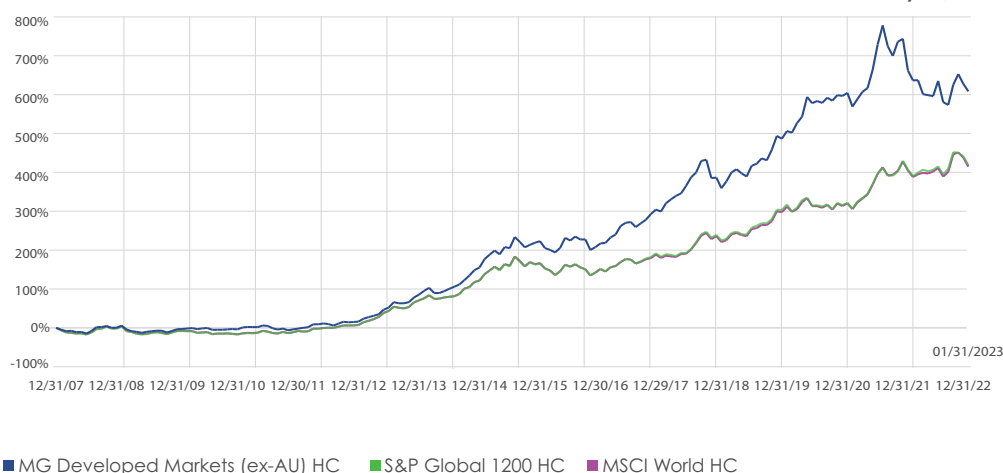
Index Calculation Agent

Refinitiv Indices.

Performance

Cumulative Total Return, Jan. 2008 - Jan. 2023

All data as of January 31, 2023



Calendar Year Returns (%)

	MG DM (ex-Aus) HC	S&P Global 1200 HC	MSCI World HC
2023*	-2.6	-4.2	-4.4
2022	-13.8	2.2	1.9
2021	21.1	20.8	22.0
2020	18.8	3.0	3.9
2019	27.7	24.4	24.1
2018	15.0	14.8	14.5
2017	25.9	12.1	11.5
2016	-1.8	-4.8	-5.9
2015	26.6	19.5	20.5
2014	37.5	29.5	29.8
2013	59.8	59.6	59.1
2012	18.5	16.4	16.9
2011	1.8	11.3	10.2
2010	-0.3	-9.6	-9.6
2009	-4.0	-6.1	-7.2
2008	0.5	-2.6	-0.6

All values in AUD. *YTD Values as of 01/31/23. Sources: FactSet, MarketGrader.com

Annualized Returns (%)

	MG DM (ex-Aus) HC	S&P Global 1200 HC	MSCI World HC
3-Years	5.3	7.5	7.7
5 -Years	11.0	12.3	12.5
Since 12/31/07	13.9	11.5	11.5

Cumulative Returns (%)

	MG DM (ex-Aus) HC	S&P Global 1200 HC	MSCI World HC
3-Years	17.0	24.3	25.0
5 -Years	68.0	79.0	80.1
Since 12/31/07	609.0	418.3	414.7

Standard Deviation (%)

	MG DM (ex-Aus) HC	S&P Global 1200 HC	MSCI World HC
3-Years	14.8	11.7	11.7
5 -Years	14.1	11.2	11.2
Since 12/31/07	13.6	12.9	12.8

Sharpe Ratio

	MG DM (ex-Aus) HC	S&P Global 1200 HC	MSCI World HC
3-Years	0.36	0.64	0.66
5 -Years	0.78	1.11	1.12
Since 12/31/07	1.02	0.90	0.89

Frequency: Monthly. Sources: FactSet, MarketGrader.com

Sources: FactSet, MarketGrader.com

* The MarketGrader Developed Markets (ex-Australia) Health Care Index was first published on August 6, 2020. Backtested performance information is purely hypothetical and is solely for informational purposes. Backtested performance does not represent actual performance, and should not be interpreted as an indication of actual performance. Past performance is not indicative of future results. "Standard & Poor's", "S&P" are registered trademarks of Standard & Poor's Financial Services LLC. MSCI brands and product names are the trademarks, service marks, or registered trademarks of MSCI or its subsidiaries in the United States and other jurisdictions. MarketGrader.com © 2023.

MarketGrader Developed Markets (ex-Australia) Health Care Index

Index composition data as of January 31, 2023. All currency values in AUD.

Index Bio

Average Market Cap (in millions)	AUD 99,604
Median Market Cap (in millions)	AUD 35,424
Average 3 Mo. Dollar Volume (in millions)	AUD 316
Average 3 Mo. Trading Volume	4,175,936
Last Rebalance Date	9/19/22
Companies Replaced	18
Biggest Industry Increase	Pharmaceuticals: Major
Biggest Industry Decrease	Biotechnology

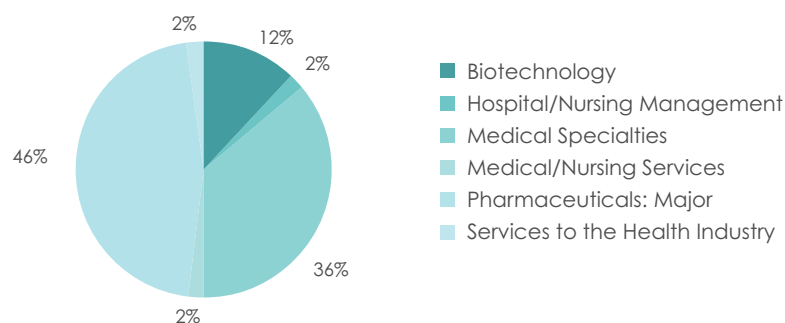
Fundamental Attributes

	Median
Trailing P/E Ratio	23.5
Forward P/E Ratio	23.2
Earnings Yield	4.3%
Price/Book Ratio	5.0
Revenue Change - 3 Years	47.5%
Operating Income Change - 3 Years	80.6%
Operating Margin	28.5%
Earnings per Share (EPS) 3-Year Growth	22.2%
Long-Term Debt to Capital	28.4%
Return on Equity	25.2%
Dividend Yield	0.56%

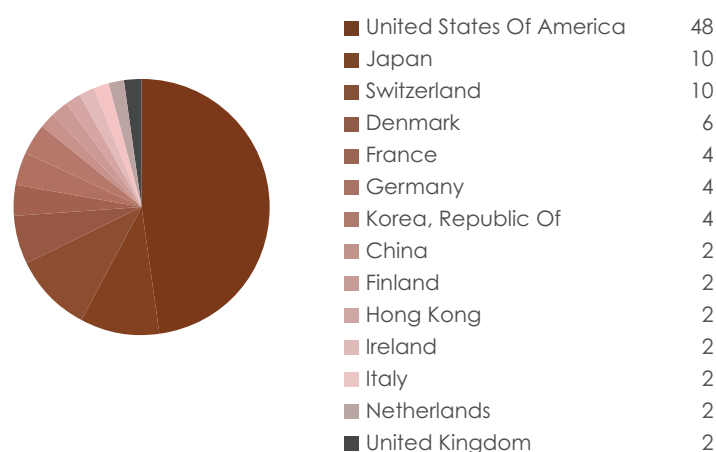
Top 20 Stocks by Fundamentals

Ticker	Name	Grade
BNTX	BioNTech SE Sponsored ADR	● 84.1
ORNBV.FI	Orion Oyj Class B	● 80.6
GMAB.DK	Genmab A/S	● 80.5
IPN.FR	Ipsen SA	● 78.0
VRTX	Vertex Pharmaceuticals Incorpo-	● 77.8
QDEL	QuidelOrtho Corporation	● 77.2
LNTH	Lantheus Holdings Inc	● 76.5
1177.HK	Sino Biopharmaceutical Limited	● 75.8
HALO	Halozyne Therapeutics, Inc.	● 75.4
4528.JP	ONO Pharmaceutical Co., Ltd.	● 74.5
1093.HK	CSPC Pharmaceutical Group	● 74.3
PFE	Pfizer Inc.	● 73.7
MRNA	Moderna, Inc.	● 73.4
MRK	Merck & Co., Inc.	● 72.4
SWAV	Shockwave Medical, Inc.	● 71.8
4519.JP	Chugai Pharmaceutical Co., Ltd.	● 71.2
INCY	Incyte Corporation	● 70.5
NOVO.B.DK	Novo Nordisk A/S Class B	● 69.0
302440.KR	SK bioscience Co.,Ltd.	● 68.7
REGN	Regeneron Pharmaceuticals, Inc.	● 67.0

Industry Breakdown



Country Breakdown



Most Selections Since Inception

Ticker	Name	Times
NOVO.B.DK	Novo Nordisk A/S Class B	31
AMGN	Amgen Inc.	25
REGN	Regeneron Pharmaceuticals,	19
BMJ	Bristol-Myers Squibb Company	17
COLO.B.DK	Coloplast A/S Class B	16
1177.HK	Sino Biopharmaceutical Limited	16
SOON.CH	Sonova Holding AG	16
STMN.CH	Straumann Holding AG	14
4519.JP	Chugai Pharmaceutical Co., Ltd.	14
7741.JP	HOYA CORPORATION	14
LH	Laboratory Corporation of Ameri-	14
DIM.FR	Sartorius Stedim Biotech SA	14
ORNBV.FI	Orion Oyj Class B	13
1093.HK	CSPC Pharmaceutical Group	13
4528.JP	ONO Pharmaceutical Co., Ltd.	12
ABBV	AbbVie, Inc.	12
MRK	Merck & Co., Inc.	12
IPN.FR	Ipsen SA	12
TMO	Thermo Fisher Scientific Inc.	12
VRTX	Vertex Pharmaceuticals Incor-	11